

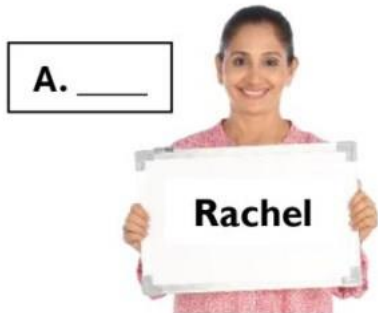


UNIT 1 TEST

LISTENING

1. Listen to the audio and number the people in the order they speak.

Escucha la grabación y enumera las personas en el orden que hablan.



2. Listen to the audio and spell the names.

Escucha la grabación y deletrea los nombres.

1. _____

5. _____

2. _____

6. _____

3. _____

7. _____

4. _____

8. _____

READING

1. Circle the correct word or expression to complete the conversations.

Encierra en un círculo la palabra o expresión correcta para completar las conversaciones.

Teacher: Good night / Good morning class. I am your teacher **Mr. / Mrs.** Gonzalez.

My **first name / last name** is Camila. What are your names?

Student 1: Hello teacher. **Nice to meet you / I'm fine, thanks.** My **full name / first name** is Juan, and my **full name/last name** is Sanchez.

Student 2: Hi teacher. **I am / she is** Susana. My **first name / full name** is Susana Margarita Torres.

2. Answer the following questions according to the information from the dialogue from exercise 1.

Responde las siguientes preguntas teniendo en cuenta la información del ejercicio 1.

The teacher is: A. Single B. Married

Student 1: What's his full name? _____

Student 2: What's her middle name? _____

3. Read the sentences. Choose the best answer.

Lee las frases. Escoge la mejor respuesta.

a) Good morning! _____ Good morning! _____ Good afternoon! _____ Good evening!

b) How are you? _____ Thank! _____ Fine, thanks! _____ No, thanks!

c) Good-by Jason! _____ Hello Mark! _____ See you tomorrow, Mark! _____ So-so, Mark

d) They are Lucy and Luke _____ This is Lucy and Luke _____ Fine, thanks Lucy and Luke

_____ Nice to meet you Lucy and Luke

WRITING

Use the information in the chart to introduce the people. Use the correct pronouns and titles (Mr., Mrs., Miss, Ms.). Use your personal information for the sixth person.

Utiliza la información del recuadro para presentar a las personas. Utiliza los pronombres y las formas de tratamiento (Mr., Mrs., Miss, Ms.) Utiliza tu información personal en la sexta persona.

	First Name	Middle Name	Last Name	Marital Status
Person 1	Freddy	Michael	Brown	Single
Person 2	Regina	Anne	Thompson	Single
Person 3 & 4	George - Luisa		Lopez	Married
Person 5	Melissa	Jean	Spears	Married
Person 6				

Example:

Person 1: He is Mr. Freddy M. Bown

Person 2: _____

Person 3 & 4: _____

Person 5: _____

Person 6: _____

SPEAKING:

Introduce the following people indicating and spelling their names.

Presenta a las siguientes personas indicando y deletreando sus nombres.



For example: He is Ethan Harper, E-T-H-A-N M-O-O-R-E

TEST ANSWERS – RESPUESTAS

LISTENING

1. A-3, B-1, C-2, D-6, E-4, F-5
2. 1. Noah Anderson, 2. Mason Hughes, 3. Eli Sanders, 4. Nora James, 5. Amir Ansari, 6. Nina Edwards, 7. Aman Sharma, 8. James Thomas

READING

1. Teacher: Good morning, Mrs., first name.
Student 1: Nice to meet you, first name, last name.
Student 2: I am, full name.
2. Married, Juan Sanchez, Susana
3. a) Good morning!
b) Fine, thanks
c) See you tomorrow, Mark
d) Nice to meet you Lucy and Luke